

MAY
2020



Macroeconomic Outlook Update: **COVID–19, Global Oil Price and** **The Nigerian Economy**



In this report

REVIEW OF
THE GLOBAL ECONOMY

3

COVID-19: QUANTIFYING THE SUFFICIENCY
OF GOVERNMENT RESPONSE

12

NIGERIAN ECONOMY
IN CHALLENGING TIMES

5

MACROECONOMIC PROJECTION FOR 2020 IN
LIGHT OF CORONAVIRUS PANDEMIC

17

Review of the Global Economy

The outbreak of COVID-19 in China dampened China's economic outlook for the year 2020. Efforts to contain the spread of the virus has led to widespread movement restrictions and shutdown of industrial activities. The effect is evident in China's Manufacturing Purchasing Managers' Index (PMI), which slipped below the sectoral expansion benchmark of 50 points to 35.7 points in February 2020. This implies the growth figure that will emanate from China will significantly contract and therefore affect the global economy. The regimented movement of humans due to fear of contagion and the inability to secure vaccine continue to dampen economic activities. For the first time since 1992, the economy of China recorded negative growth in Q1'2020, a significant one decline at -6.8 percent down from 6.5 percent in the corresponding period of 2018 and 6.0 percent the previous quarter.

However, China is no longer the main concern regarding COVID-19. In the last few months, the United States (US) and some countries in Europe have recorded higher numbers of reported cases and deaths. Most of these countries have implemented movement restrictions, lockdowns, among other measures, to contain the spread of the virus. These measures will have a negative impact on global economic growth in 2020.

Advanced economies would drag-down global GDP in 2020. Advanced economies led by the United States will be largely responsible for the significant decline in global Gross Domestic Product (GDP) in 2020 as a result of the COVID-19 pandemic. The International Monetary Fund (IMF) projected global GDP to decline by 3 percent, with countries such as the United States, Germany, United Kingdom and Italy recording significant output decline of 6.1, 7.0, 6.5 and 9.1 percent, respectively in 2020. In Q1'2020 alone, the US has posted a GDP contraction of -4.8 percent relative to 3.1 percent same period last year and 2.1 percent the previous quarter. Likewise, the European Union (EU) has reported slightly lower contraction of -2.7 percent while we await reports of others.

Meanwhile, emerging markets continue to feel the heat of the global pandemic. The economies of emerging markets and developing countries expanded by 3.7 percent in 2019, much higher than the global growth of 2.9 percent. Growth was largely driven by China and India, which recorded significant expansion of 6.1 and 4.2 percent respectively in 2019. With the outbreak of the virus, economic activities in emerging and developing countries have been subdued due to lockdowns, movement restrictions, lower foreign investment inflows and declining commodities prices, for those that rely on commodities exports. Subsequently, the IMF downgraded growth outlook for emerging and developing countries to -1 percent in 2020, from an earlier projection of 4.4 percent. Countries such as Nigeria, South Africa, Brazil, Mexico and Russia are projected to have a negative growth rate in the year 2020.

The manifestation of the impact of the pandemic is evident in the commodity market. Being the second-largest economy and consumer in the world, an economic slowdown in China means a significant decline in the demand for commodities. Particularly, the oil market has been badly hit. The WTI and Brent prices of oil have plummeted from US\$61.33 and US\$66.25 in the dawn of 2020 to US\$18.84 and US\$25.27 as of April 30, 2020.

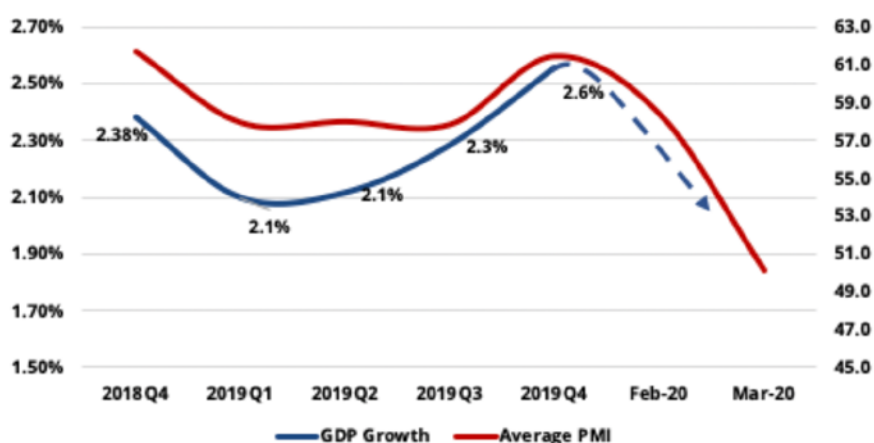


Nigerian Economy in Challenging Times

Nigeria's economy is expected to contract in 2020

The outbreak of the coronavirus pandemic with its attendant restriction on economic activities and severe impact on the oil market is set to reverse Nigeria's growth of 2.3% achieved in 2019. Already in the first quarter of 2020, the effect of the pandemic and the slump in crude oil price is evident on Nigeria's Purchasing Managers' Index (PMI), which tracks the performance of the business aspect of the economy. The Manufacturing PMI, though still on the expansionary benchmark, slid to 51.1 points in March 2020 from 60.8 points recorded in December 2019. On the other hand, the non-manufacturing sector contracted as its PMI slid to 49.2 points in March 2020 from 62.1 points recorded in December 2019. This suggests a significant slowdown in economic activities in Q1'2020.

Figure 1: PMI suggests GDP Growth will decline in Q1'2020



Source: CBN, NBS, FSDH Research and NESG Research

The lockdown of several states and the Federal Capital Territory (FCT) in the second quarter of the year will have an immense negative impact on GDP growth in the year. The three major GDP components - household consumption, government spending, private investment - were constrained during the lockdown effected due to the spread of coronavirus and are expected to perform poorly in full-year, relative to 2019. This is based on the high level of uncertainty over the pandemic as well as the fragility of the economy exemplified by the poor performance of major macroeconomic indicators.

In the NESG 2020 outlook report released in January, three scenarios were projected for the Nigerian economy in 2020. Our projection factored in movement in crude oil price, government capital spending and oil production volumes. Our worst-case scenario assumed an average crude oil price at US\$44 per barrel in 2020; average crude oil production of 1.5 million barrels per day and capital spending of N1 trillion in the 2020 budget.

The outcome showed that GDP will decline by 1.9%; Inflation will rise to 15%; Government revenue will decline by 25%; Exchange rate will reach N400/US\$1 while the unemployment rate and underemployment rate will increase to 52% in 2020. With the COVID-19 outbreak and restrictions of movement and economic activities across certain sectors, the Nigerian economy will be severely affected in 2020. This means that our earlier envisioned worst-case scenario will become even worse especially as we adjust the assumptions of crude oil price and output. Several estimates have shown that GDP would contract significantly in 2020 (See Table 1).

Table 1: Growth Projections for Nigeria in 2020

Fitch	-1.0 percent
IMF	-3.4 percent
McKinsey (worst-case scenario)	-8.8 percent
Dalberg (worst- case scenario)	-27 percent

Source: Various Sources, NESG Research

Major economic sectors will feel the impact of COVID-19

From a sectoral perspective, prior to COVID-19 outbreak, the economy showed signs of fragility as 10 out of the 46 activity sectors contracted in 2019 while about 16 of the 46 sectors recorded growth of less than 2% in the year.

Looking at the three broad sectors, Services remained the largest sector accounting for 52.6% of GDP. The sector was a major contributor to overall economic growth and housed three of the top five fastest-growing sectors in the year (See figure 2). Growth in Agriculture intensifies – the sector grew by 2.4% in 2019, an improvement from 2.1% in the previous year with growth led by aquaculture followed by crop production. Adequate rainfall, which improved vegetation and continued support of the government to farmers improved agricultural output in 2019.

Nigeria's huge market, improved oil sector performance, as well as government's interventions, were not enough to trigger significant growth of the industrial sector during the year. Industrial activities expanded by 2.3% with Coal Mining; Water Supply, Sewage, Waste Management and Remediation, and Crude Petroleum and Natural Gas playing major roles in the sector's growth narrative. Manufacturing grew marginally by 0.8% full year and continued to grapple with the perennial challenges of inconsistent policies, infrastructure deficit, poor electricity supply and lack of policy direction.

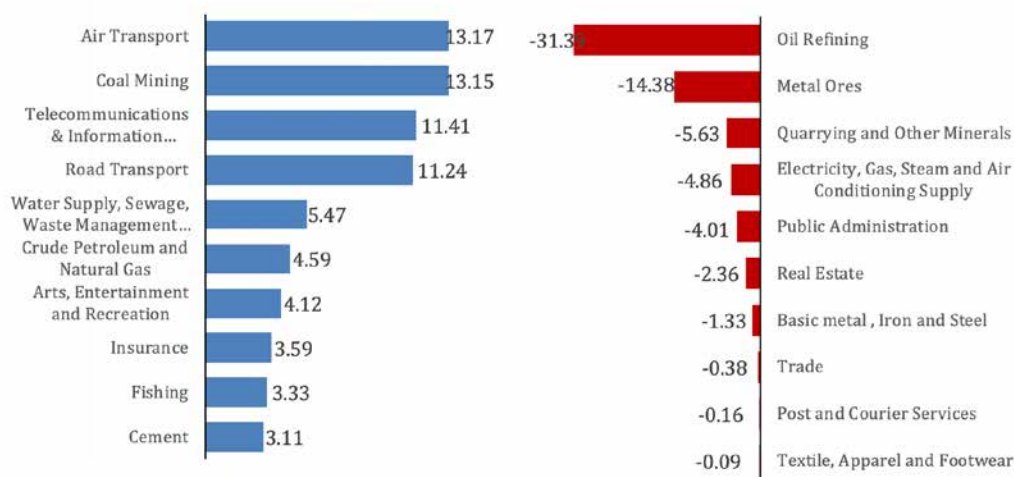
Considering the impact of COVID-19 on global crude oil price and demand, the oil sector in Nigeria will be the first and main culprit as it is expected to display negative growth in the year. Lower oil prices and staggering production are likely to persist with negative implications on government finances, other economic sectors and overall economic growth.

Drawing from previous experiences, contraction in the oil sector often drags overall economic growth. In several instances, the contraction in the oil sector had resulted in overall economic recession in the early 1980s, 1990s and in 2016. However, there are also a few cases where contraction in the oil sector did not lead to a recession and this was largely as a result of resilience of the non-oil sector and the adequacy of external reserves. For instance, the oil sector contracted between 2006 to 2008, but growth in the non-oil sector averaged 11% and sustained the economy. Similarly, external reserves stood at US\$50 billion during the period.

Unfortunately, non-oil sector growth in 2018 and 2019 averaged 2% showing weak resilience while external reserves stood at \$33bn in April 2020. These factors, coupled with the direct impact of lockdown and restrictions of economic activities in some sectors, will result in poor performance of the non-oil sector in 2020.

Figure 2: Nigeria Real Sectors performance (%)

Top 10 Sectors with fastest growth in 2019 in % Bottom 10 Sectors with least growth in 2019 in %



Source: NBS and NESG Research

Trade Balance declined in 2019 and was negative in the last quarter of the year

In our Macroeconomic Outlook released in January, we had noted the declining trend of Nigeria's trade balance which stood at N2.8 trillion as at September 2019, from N5.4 trillion in the previous year. With the release of trade data for the fourth quarter of 2019, the overall trade deficit for full-year 2019 fell further to N2.2 trillion. This contraction was largely due to a decline in the value of crude oil exports and the negative impact of Nigeria's land border closure on non-oil exports which plunged by 43.9% in the fourth quarter of 2019. Also, in the quarter, Nigeria's trade balance slipped into a deficit of N579 billion (\$1.6 billion) for the first time since the third quarter of 2016, implying that imports were higher than exports in the quarter.

With the outbreak of the coronavirus and lower crude oil demand, the export of crude is expected to fall further in 2020. As experienced in 2016, trade balance is expected to plunge into a deficit, with huge implications on government revenue, export earnings and external reserves.

Figure 3: Exports, Imports and Trade Balance (Trillion Naira)

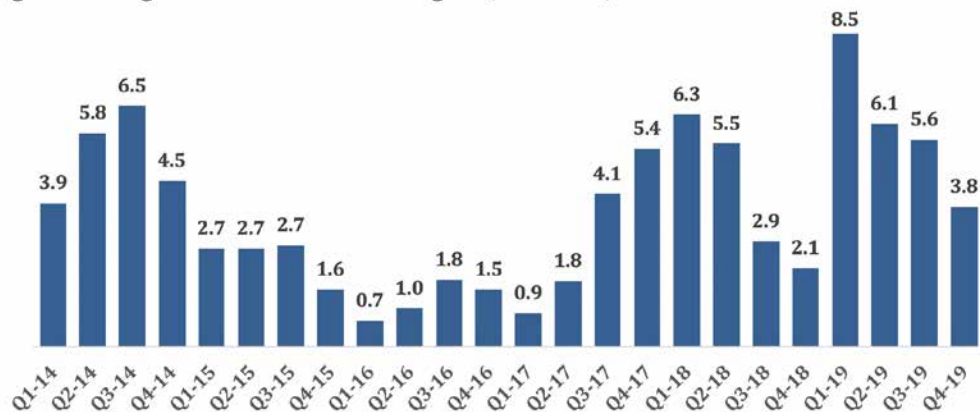


Source: CBN and NESG Research

Foreign Investment inflow in 2019 outperformed 2018 but declined consistently from Q2

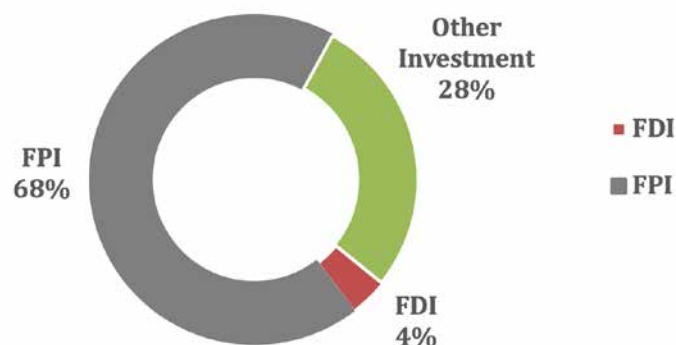
At US\$24 billion, foreign investment inflow in 2019 was the highest Nigeria had recorded in over 10 years. As with previous years, growth in investment inflows was led by Foreign Portfolio Investments (FPI) and 'Other Investments', which accounted for 68.2% and 27.9% of total inflows respectively. Despite this significant increase in investment inflows relative to previous years, high level of uncertainty in the aftermath of the elections, delay in ministerial appointments and weak investors' sentiments resulted in declines in overall inflows from US\$8.5 billion in Q1'2019 to US\$5.8 billion in Q2'2019, US\$5.4 billion in Q3'2019 and US\$3.8 billion in Q4'2019. Foreign investment inflows into Nigeria would experience significant decline in 2020 given the fall in crude oil price, external reserves and uncertainty caused by COVID-19.

Figure 4: Foreign Investment Inflow into Nigeria (Billion US\$)



NBS and NESG Research

Figure 5: Types of Foreign Investment Inflows into Nigeria FY'2019 - US\$23.99 billion



Foreign Direct Investment (FDI) Inflow continued to perform poorly...

Nigeria's recent history on FDI has not been impressive and the year 2019 was no different. FDI in 2019 stood at US\$934 million and represented only 4% of total investment inflow into the country during the period. Nigeria's FDI inflows have consistently remained around US\$1 billion in the last four years, a meagre amount when compared with that of peer or fast developing countries. FDI inflows are expected to fall significantly in 2020.

... and external reserves to face pressures in 2020

Despite a relatively stable oil price in 2019, average Reserves for 2019 stood at US\$42.8 billion down from US\$44.5 billion in 2018. Continued intervention of the Central Bank of Nigeria (CBN) in the FX market, high dollar demand for imports of services and goods as well as external debt servicing obligations were largely responsible for the falling Reserves during the year.

Coming into 2020, the outbreak of COVID-19 further amplifies the sliding trend in the Reserves through the oil price transmission channel. Given the bleak outlook for crude oil price and foreign investment inflows as well as an anticipated increase in trade deficit, we believe that external reserves will continue to face pressure in the remaining part of 2020. While we do not rule out the possibility of a temporary increase in reserves due to external borrowing, this increase will be short-lived by weak oil and export earnings in the year.

Figure 6: External Reserves (US\$ Billion)

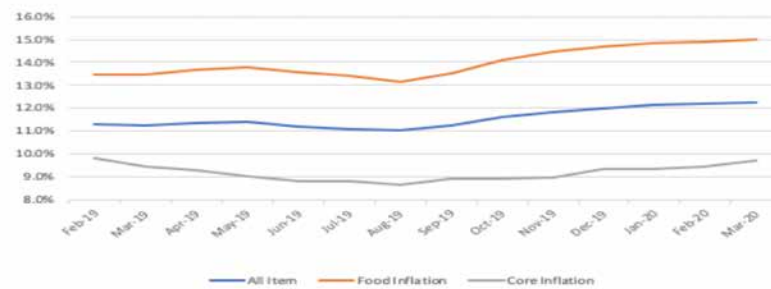


Source: CBN and NESG Research

Inflation rate continues to amplify as the effect of COVID-19 comes to play

Since the implementation of the border closure policy, inflation rate has risen sharply from 11% in August 2019 to 12% in February 2020. As at March 2020, the inflation rate pointed at 12.3%. Food inflation was a major driver of overall inflation, rising to 15% in March from 14.7% in December 2019. Alongside the inflationary impact of the border closure, the outbreak of COVID-19 has further heightened inflationary pressures on the economy. Value chain disruptions, exchange rate depreciation along with structural issues such as poor electricity supply, infrastructure deficit will trigger rising inflation rate in subsequent quarters.

Figure 7: Nigeria's Inflation Rate (%)



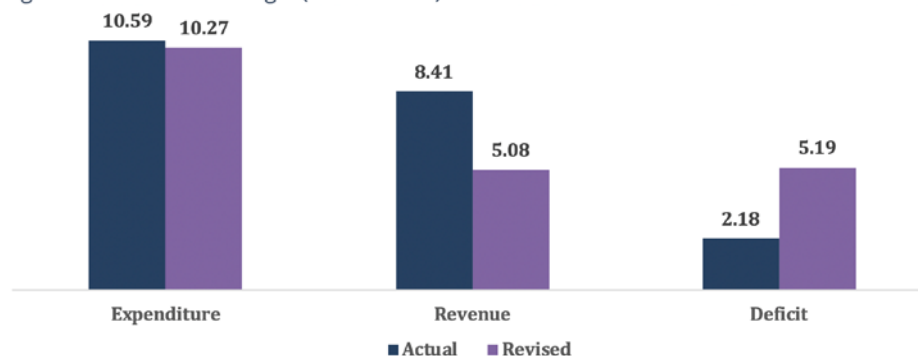
Source: CBN and NESG Research

The outbreak of coronavirus and oil price slump aggravates the challenging position of fiscal policy

Nigeria's fiscal position is being challenged as oil and non-oil revenue projections in the 2020 Budget are likely not to be met. Consequently, the 2020 Budget is being revised downwards with a proposed crude oil benchmark price of US\$20 per barrel and estimated output of 1.7 million barrels per day (mbpd). In a revised 2020 Budget proposal sent to the National Assembly, the federal government budget has been revised downward from NGN10.59 trillion to NGN10.27 trillion, representing a 3.0 percent downward review. This translates to reduction of expenditure components: capital expenditure was reduced from NGN2.78 trillion by 5.8 percent to NGN2.62 trillion, non-debt recurrent expenditure was reduced by 0.7 percent from NGN4.49 billion to NGN4.46 billion. Going deep into the year 2020, efforts must be geared towards prioritising capital expenditures due to its significance in stimulating growth through infrastructure delivery.

The revenue projection was revised downwards from NGN8.41 trillion by 40 percent to NGN5.27 trillion. The biggest cut was in oil revenue which was reduced by over 90 percent from NGN2.63 trillion to NGN254.25 billion while non-oil revenue was cut from NGN1.8 trillion to NGN1.53 trillion. Consequently, the total budgeted deficit expanded by 138 percent from NGN2.18 trillion to NGN5.19 trillion.

Figure 8: FGN Revised Budget (Trillion Naira)



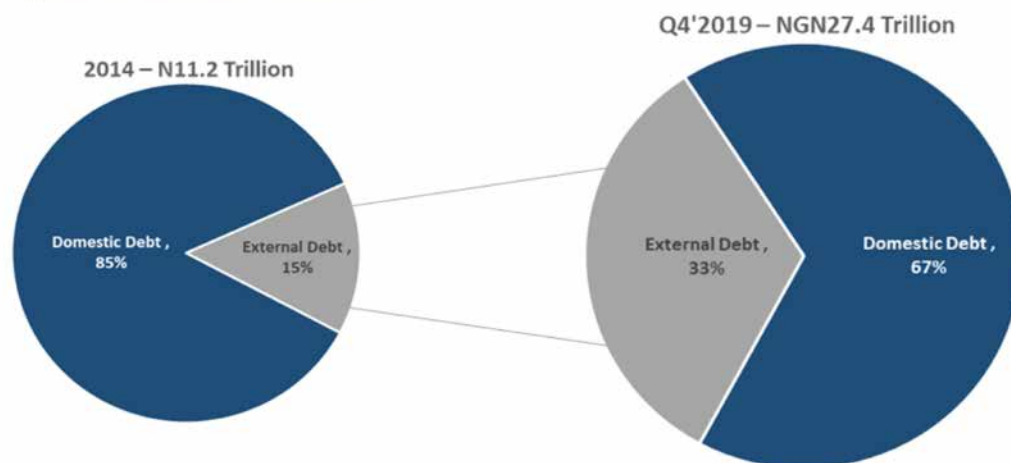
Source: Budget Office of the Federation and NESG Research

With declining revenue, Nigeria's debt position will be worsened as the government is set to embark on massive borrowing of over NGN4.43 trillion. Nigeria's total public debt, which stood at N27.4 trillion as at December 2019 is expected to increase to over N30 trillion in 2020. Debt servicing as a share of revenue will also increase significantly.

Figure 9: Total Debt for all tiers of Government (Trillion Naira)



Figure 10: Share of Public Debt



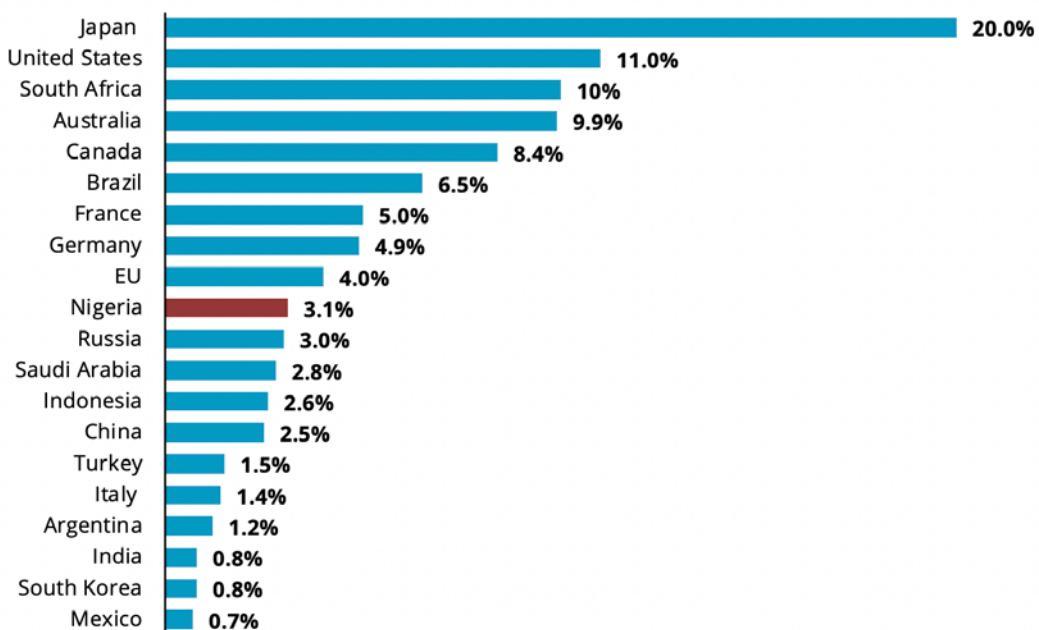
Source: Debt Management Office and NESG Research

COVID-19: Quantifying the Sufficiency of Government Response

Governments around the world have adopted various measures to curtail the spread of the virus and address the associated negative socio-economic impacts

Although identical approaches and containment measures (non-economic) have been deployed, ranging from mobility restrictions, social distancing among others, the economic responses with regards to fiscal, monetary, exchange rate and macro-financial policies and their magnitudes vary significantly. While Japan has announced stimulus packages worth 20 percent of its GDP, the value of select country's response (in figure 2) amounts to 5 percent of national GDP, on average.

Figure 11: Value of COVID-19 fiscal stimulus packages in G20 countries as of April 2020, as a share of GDP



Source: Statista, NESG Research

Announced interventions in Nigeria is estimated at N4.5 trillion (3.1% of GDP)

In Nigeria, the monetary value of announced interventions to contain the spread of the virus and cushion its effect on key sectors and households has totalled N4.5 trillion (US\$11.2 billion), which is 3.1 percent of GDP. This consists of interventions from the CBN, fiscal authorities and donations.

Table 2: Overview of Key Fiscal Interventions and Stimulus in Nigeria

1	Establishment of a ₦500 billion COVID-19 Crisis Intervention Fund to upgrade federal/states healthcare facilities and finance the creation of a Special Public Works Programme.
2	Enhanced financial support to the States for critical healthcare expenditure: US\$190 million World Bank Regional Disease Surveillance Systems ('REDISSE') facility, to be accessed by the Nigeria Centre for Disease Control (NCDC). In addition, the Federal Government has provided ₦102.5 billion for direct interventions in the healthcare sector.
3	Augmentation of federal allocations to States and moratorium on States' debts: US\$150 million from the Nigeria Sovereign Investment Authority (NSIA) Stabilisation Fund to support the June 2020 Federal Accounts Allocation Committee (FAAC) disbursement.
4	Strategic Sectoral interventions: Small / Micro Enterprises are now completely exempted from corporate taxation; corporate tax rates for Medium-sized Enterprises reviewed downward from 30% to 20%; and the Finance Act, 2019 VAT Exemption List include essential food, medical supplies and other basic items that are critical in Nigeria's efforts to address the COVID-19 Pandemic.
5	Amendment of 2020 Appropriation Act: Revision of benchmark oil price and production for 2020 to US\$20/barrel and 1.7mbpd, respectively.

Source: Federal Ministry of Finance, Budget and National Planning

Table 3: Overview of Key Monetary Policy Interventions in Nigeria

1	Maintained all policy rates at the current levels;
2	Reduction of interest rates on all CBN interventions from 9 to 5 percent;
3	One-year moratorium on CBN intervention facilities;
4	₦50 billion (\$139 million) targeted credit facility;
5	Liquidity injection of ₦3.6 trillion (2.4 percent of GDP) into the banking system;
6	Regulatory restriction was also introduced to restructure loans in impacted sectors;
7	Adjustment of official exchange rate by 15 percent;
8	Ongoing plan to unify the various exchange rates;
9	Foreign exchange funding to pharmaceutical companies.

Source: Central Bank of Nigeria

Nevertheless, Nigeria requires N10.1 trillion (7 percent of GDP) worth of interventions to ameliorate the economy

For a low-middle income country like Nigeria, with a slow and fragile economic growth, over 100 million individuals living in poverty, and a high unemployment/underemployment rate at 43.3 percent, we estimate that combined government interventions should amount to 7 percent of GDP. This represents a financing gap of N5.6 trillion (US\$14 billion). The importance closing this gap cannot be overemphasized, considering the level of decay in the Health sector, coupled with the dominance of informal micro, small and medium scale businesses in the economy, that are in dire need of support.

In the initial 2020 Budget, fiscal deficit stood at N2.1 trillion representing 1.4 percent of GDP, well below the stipulated 3 percent in the Fiscal Responsibility Act. However, following the downward revision of the budget which saw the reduction of crude oil benchmark, we anticipate an expansion in the deficit. Meeting the additional financing need for COVID-19 response will require adjusting the fiscal deficit, as a share of GDP, from the stipulated 3 percent in the Fiscal Responsibility Act to 5 percent.



Funding the gap: what option?

As earlier indicated, Nigeria needs at least N10.1 trillion worth of interventions. Our current intervention capacity stands at N4.5 trillion. To ameliorate the impact of COVID-19 and oil price decline on the economy, Nigeria needs to close the gap. So, the question is how do we fund the gap? Unfortunately, Nigeria is faced with the dual problem of declining revenue and the absence of adequate savings either in the form of external reserves or fiscal buffers to finance such a huge gap. This leaves policymakers with the option to borrow domestically or from multilateral agencies and embark on quantitative easing. To fund the gap, there are several options available to the Nigerian government, each with potential benefits and drawbacks:

Domestic borrowing: The Federal Government can issue domestic medium- to long-term bonds to raise capital. On a positive note, at a time of uncertainty, fixed income securities will appeal to investors who are seeking safe havens for their funds. On the flip side, the significant rise in domestic debt often leads to higher domestic interest payments, which is detrimental to the private sector. This is more so in developing countries like Nigeria where national savings are quite low compared with those of developed countries.

External borrowing: Nigeria can secure loans from multilateral institutions such as the World Bank, IMF, International Finance Corporation (IFC) and African Development Bank (AfDB). Already, the IMF has approved the government's request for a US\$3.4 billion credit facility as emergency funding. The Nigerian government is also looking to borrow US\$2.5 billion from the World Bank and US\$1 billion from the AfDB. More funding from multilateral institutions can be explored in this respect to fill the existing funding gap. The downside to this channel is obvious. Nigeria may have to follow the IMF and other multilateral institutions' conditionalities and reforms with their unpalatable implications on the socio-economic stability, especially at this period.

Quantitative Easing (QE): In this challenging time, the Central Bank of Nigeria (CBN) could consider the purchase of government securities to increase money supply and encourage lending and investments. While this approach is considered the second best to the more conventional monetary policy approach, quantitative easing can also deteriorate exchange rate stability and can put more pressure on inflation. Also, social welfare tends to be lower under optimal QE than under optimal conventional policy. In all, the sacrifice ratio reminds us that if we choose a low level of unemployment, we must reconcile ourselves to a high rate of inflation. Nigeria may then have to go for the lower unemployment rate as the expense of higher inflation, which will make inflation targeting a secondary monetary policy option.

Despite the challenges of borrowing, expansionary fiscal policy remains the optimal approach to revamping the economy. For example, an increase in government spending tends to increase demand for goods and services, which also increases output and employment. The question is, if we raise this differential, how will the economy be impacted? Table 3 shows new projections of GDP based on government spending at different sizes of fiscal stimulus. The results are instructive as the table depicts more optimistic outlook for economic output from 2020 to 2023 as a result of the increased interventions. The results are instructive as the table shows capacity (at N4.5 trillion).

Table 4: New projections of GDP based on government spending at different sizes of fiscal stimulus

	2020	2021	2022	2023
N4.5 trillion (\$11.2 billion): 3.1% of GDP	-7.3	-4.0	-1.28	2.1
N6 trillion (\$ 15 billion): 4.1% of GDP	-5.6	-3.2	0.4	3
N8 trillion (\$20 billion): 5.5% of GDP	-4.1	-2.2	1.8	4
N10.1 trillion (\$25.2 billion): 7% of GDP	-3.2	-1.1	2.4	5
N12 trillion (\$30 billion): 8.3% of GDP	-2.8	0.5	3.3	6.4
N14 trillion (\$35 billion): 9.6% of GDP	-2.2	2.4	5	7.2

Source: NESG Research



Macroeconomic Projection for 2020 in light of Coronavirus Pandemic

Our projection was done based on the regional-wide Dynamic CGE model of the Nigerian Economic Summit Group (NESG-DynCGE-Model), which was revised to accommodate the uniqueness and peculiarities of the issues under consideration, being COVID-19 and the impact of weak oil price on the economy. The model involves dynamic optimization behavioural assumption while we extracted projections for 2020.

	Assumptions	Outcomes
Scenario 1: Best Case	<ul style="list-style-type: none"> Global oil price averaged \$35/barrel in 2020 Oil productions of 1.3 million barrels per day (mbpd) 	<ul style="list-style-type: none"> 4.1 percent decrease in real GDP in 2020 Investments will decline by 39.4 percent in 2020 Government revenue will plunge by 40 percent in 2020 Inflation averages 15 percent in 2020
Scenario 2: Business as Usual	<ul style="list-style-type: none"> Global oil price averaged \$20/barrel in 2020 Oil productions of 1.3 million barrels per day (mbpd) 	<ul style="list-style-type: none"> GDP will decline by 5.3 percent in 2020 Investment is expected to decline in 2020 by 50 percent Government revenue will decline by 51 percent in 2020 Inflation will average 17.5 percent in 2020
Scenario 3: Worst Case	<ul style="list-style-type: none"> Global oil price averaged \$15/barrel in 2020 Oil productions of 1.3 million barrels per day (mbpd) 	<ul style="list-style-type: none"> Real GDP will decline by 7.3 percent in 2020 Investment level will decline significantly by 65 percent in 2020 government revenue will experience a 63 percent decline in 2020 inflation rate will average 18.4 percent in 2020.

Rationale & Outcomes

Scenario 1

Rationale: In our best-case scenario, we assume global oil price experiences some level of stability averaging US\$35 per barrel in 2020 from the current sub US\$25 per barrel as at the end of April 2020. This is above the revised 2020 budget benchmark. This is on the back of containment of the spread of the virus; major economies resume production tension between and Saudi Arabia and Russia pull through with the cut agreement. In terms of production, this scenario assumes an improvement in crude oil production to settle at 1.3 mbpd following renewed demand in the market the relative peace in the Niger-Delta region and recent commitments by the leaders of the National Assembly to begin work on the different aspects of the Petroleum Industry Bill.

Outcomes: GDP will decline by 4.1 percent in 2020, driven by contraction in Agriculture, Manufacturing, Oil & Gas and Trade sectors. Investment will decline by 39.4 percent in 2020 as much investment would have gone into social security and palliatives. Government revenue will plunge by 40 percent in 2020 as oil and non-oil revenues are constrained. Inflation averages 15 percent in 2020 sequel to the global supply chain and devaluation of naira from NGN306/US\$ to NGN360/US\$.

Scenario 2

Rationale: In the business-as-usual scenario, we project a less optimistic overview for oil price compared with the first scenario. Here, we see a deeper downturn in the global oil market reflecting in oil price averaging US\$20 per barrel in 2020. This manifests as the coronavirus spread curve is flattened while the chase for vaccine continues and some parts of the world remain on lockdown. Assumption on oil production remains at 1.3 million barrels per day (mbpd).

Outcomes: The outcome for Scenario 2 is a deeper cut in economic activity. The economy is expected to slip into deeper recession as the real GDP contracts by 5.3 percent. This will be as a result of deeper contraction in major growth drivers in the economy. Investment is expected to decline by 50 percent as government revenue dips by 51 percent in 2020. Meanwhile, inflation will average 17.5 percent in 2020.

Scenario 3

Rationale: In the worst-case scenario, we assume crude oil price averages US\$15 per barrel driven by persistent escalation of the virus and restriction of economic activities. Nigeria's crude oil production averages 1.3 mbpd.

Outcomes: The outcome of Scenario 3 for real GDP is a deeper recession; real GDP will decline by 7.3 percent in 2020. Investment level as well as government revenue will decline significantly by 65 percent and 63 percent respectively in 2020. Inflationary pressure intensifies as inflation rate averages 18.4 percent in 2020.

References

- Central Bank of Nigeria (2020). Crude oil prices, crude oil production and exports data. Retrieved from <https://www.cbn.gov.ng/rates/crudeoil.asp>
- Central Bank of Nigeria (2020). Gross external reserves data. Retrieved from <https://www.cbn.gov.ng/IntOps/Reserve.asp?MoveDate=1/20/2020%2010:39:17%20AM>
- Central Bank of Nigeria (2019). CBN Economic Report for Q3'2019. Retrieved from <https://www.cbn.gov.ng/Documents/quarterlyecoreports.asp>
- Central Bank of Nigeria (2020). Purchasing Managers' Index (PMI) Survey Report <https://www.cbn.gov.ng/Out/2020/STD/MAR%202020%20PMI%20Report.pdf>
- Debt Management Office (2020). Nigeria's Public Debt Stock as at December, 2019. Retrieved from <https://www.dmo.gov.ng/debt-profile/total-public-debt>
- International Monetary Fund (2020). World Economic Outlook: The Great Lockdown. Retrieved from www.imf.org
- National Bureau of Statistics (2020). Nigeria Capital Importation Report for 2019. Retrieved from <https://nigerianstat.gov.ng/elibrary>
- National Bureau of Statistics (2020). Nigeria Gross Domestic Report for 2019. Retrieved from <https://nigerianstat.gov.ng/elibrary>
- National Bureau of Statistics (2019). Nigeria Gross Domestic Report (Expenditure & Income Approach) for Q3, Q4'2018 and Q1'2019. Retrieved from <https://nigerianstat.gov.ng/elibrary>
- National Bureau of Statistics (2020). Consumer Price Index for February 2020. Retrieved from <https://nigerianstat.gov.ng/elibrary>
- Statista (2020). Value of COVID-19 fiscal stimulus packages in G20 countries as of April 2020 a share of GDP. <https://www.statista.com/statistics/1107572/covid-19-value-g20-stimulus-packages-share-gdp/>

Photos

- NESG Archives. www.nesgroup.org/lockdown
- Sani Maikatanga. @sanimaikatanga_photography
- Shanghai Students. Reuters
- TCD Photography. www.tcdphotography.com



About The NESG

The NESG is an independent, non-partisan, non-sectarian organization, committed to fostering open and continuous dialogue on Nigeria's economic development.

The NESG strives to forge a mutual understanding between leaders of thought so as to explore, discover and support initiatives directed at improving Nigeria's economic policies, institutions and management.

Our views and positions on issues are disseminated through electronic and print media, seminars, public lectures, policy dialogues, workshops, specific high level interactive public-private sessions and special presentations to the executive and legislative arms of government.

OUR VISION

"To become Nigeria's leading private sector think-tank committed to the development of a modern globally competitive economy"

OUR MISSION

"The NESG has a mandate to promote and champion the reform of the Nigerian economy into an open, globally competitive economy"

Copyright © 2020
by the Nigerian Economic Summit Group

All rights reserved. No part of this publication may be reproduced, stored in a retrieval system or transmitted, in any form or by any means, electronic, mechanical, photocopying, or otherwise without the prior permission of the Nigerian Economic Summit Group.

For additional information with respect to this Report, please contact the following:

NESG Research & Development
research@nesgroup.org

Dr Olusegun Omisakin
Head of Research & Development
olusegun.omisakin@nesgroup.org
+234 708 830 6162

Wilson Erumebor
Senior Economist
wilson.erumebor@nesgroup.org
+234 806 773 8479

Faith Iyoha
Economist
faith.iyoha@nesgroup.org
+234 802 773 0941



📍 **THE SUMMIT HOUSE**
6 Oba Elegushi Street,
Off Oba Adeyinka Oyekan Avenue,
Ikoyi, Lagos.
P.M.B 71347, Victorial Island, Lagos.

📍 **ABUJA LIAISON OFFICE:**
4th Floor, Unity Bank Tower,
Beside Reinsurance building
Plot 785, Herbert Macaulay Way,
Central Business District, Abuja

🌐 www.nesgroup.org
✉ Email: info@nesgroup.org
☎ +234 1 2952849